
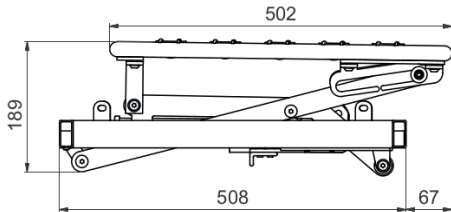


7450 SEAT LIFT W. STEEL FRAME

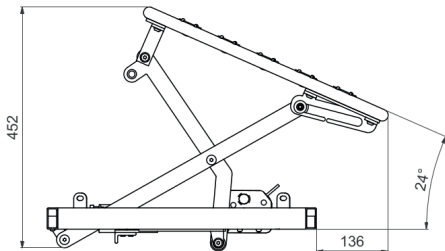


- › All mechanisms are available as a standard option
- › All mechanisms can be customized to accommodate special requirements
- › All mechanisms can be combined with more products for complete solution



Functionality and benefits

- › Mechanism with lift function suitable for almost all chair constructions
- › Suitable for chairs with both swivel and 4 legs
- › The mechanism can be customized to fit existing chairs



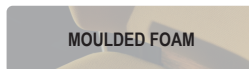
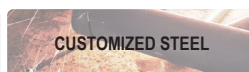
Technical specifications

- › Lift movement up to 452 mm
- › Tilt movement 0 to 24°

COMPATIBLE PRODUCTS

This mechanism can be combined with more products including frames, triggers, adapters, center tubes, bases and swivel parts.

CLICK to see more information and product options online



- › Simplify your supply chain
- › Secure strong cooperation
- › Experience hands-on support

